



A Guide for Home Learning

CLIC 17

Introduction - CLIC 17

In school, each week, children complete a **CLIC** challenge. The answers that they provide tell their teacher what skills they understand and allow teachers to focus on teaching the skills that they don't (as well as new skills that will be taught). If your child completes their challenges online at school, you may have been sent a link to log on at home. This pupil log on only allows children to complete one challenge a week. We are currently building a new pupil area, which will help with home learning.

CLIC 17 SET: 1

BEAT THAT!

Names: _____

Class: _____

Date: _____

1 $2.8 \times 100 =$
 $14.3 \div 100 =$

2 $4 \times 0.09 =$

3 Mully is hiding behind the biggest multiple of **14** without going past **155**

4 Circle the square numbers
14 16
25 29

5 $4.9 + 3.6 =$

6 $463 - 189 =$

7 $\begin{array}{r} 868 \\ 582 \\ + 654 \end{array}$

8 $\begin{array}{r} 95686 \\ - 54749 \end{array}$

9 $\begin{array}{r} 485 \\ \times 16 \end{array}$

10 $6 \overline{)503}$

© Andrew Education

MY LAST SCORE?: HAVE I BEAT THAT?: **10**

This guide provides you with a copy of a CLIC challenge, a description of the skill each question is challenging and some sample resources for each question to help with home learning. (A description of each of these resources is on the next page.) The key is to keep it fun, no pressure and limit the time to less than 20 minutes a day, unless your child wants to carry on!

Please **seek and follow advice** from your child's teacher and school!

What skill does each question challenge?

Question 1

I can divide decimals by 100

Question 2

I can do Smile Multiplication for hundredths

Question 3

I can find Mully using Coin Multiplication

Question 4

I can understand square numbers

Question 5

I can solve any 1 digit.1 decimal place + 1 digit.1 decimal place

Question 6

I can solve solve 3 digit - 3 digit

Question 7

I can use Column Addition for several numbers

Question 8

I can solve any 5 digit - 5 digit

Question 9

I can solve any 3 digit x 2 digit

Question 10

I can solve any 2 digit \div 1 digit and 3 digit \div 1 digit (with remainders)

Remember To's

Every step of learning (skill) in Big Maths has 'Remember to...'s. These are simple reminders for children to 'Remember to' do this, this, etc...

In Big Maths, we have divided complicated skills into small steps, provided 'Remember to...'s and examples to keep it simple for children.

A Progress Drive is a collection of skill steps that progress a child's learning to the point of mastering the larger objective.

Repeat Sheets

Repeat sheets contain a number of questions (usually 10) that you can use for repeat practice of a particular step. Please feel free to create your own repeat questions to avoid children simply memorising the questions and answers.

Revisit Sheets

Revisit sheets contain a number of questions (usually 10) that you can use which include a unit of measure applied to the numbers (It's Nothing New!) of a particular step. Please feel free to create your own revisit questions to avoid children simply memorising the questions and answers.

Real Life Maths Sheets

Real Life Maths sheets contain a number of questions (usually 5) where the questions have been placed into worded scenarios for a particular step, increasing the complexity and challenge further. Please feel free to create your own real life maths questions to avoid children simply memorising the questions and answers.

Select Sheets

Select sheets contain a number of worded questions (usually 5) which no longer automatically relate to the step we are on. These increase the complexity and challenge further still. Please feel free to create your own select questions to avoid children simply memorising the questions and answers.

CLIC 17

The following CLIC challenge is an example for you to use to practice at home. We have included the answer sheet as well. Please feel free to create your own additional questions by changing the numbers for any that your child gets wrong. In this pack, there is additional advice for each question, with resources that can help with home learning. It is important that you use the correct challenge level as provided by your teacher.



Name:

Class:

Date:

1

$$2.8 \times 100 =$$


$$14.3 \div 100 =$$

2

$$4 \times 0.09 =$$

3

Mully is hiding behind the biggest multiple of 14 without going past 155




4


Circle the square numbers

14 16
25 29


5

$$4.9 + 3.6 =$$



6

$$463 - 189 =$$



7

$$\begin{array}{r} 868 \\ 582 \\ + 654 \\ \hline \end{array}$$



8

$$\begin{array}{r} 95686 \\ - 54749 \\ \hline \end{array}$$


9

$$\begin{array}{r} 485 \\ \times 16 \\ \hline \end{array}$$


10

$$6 \overline{) 503}$$



MY LAST SCORE?!

HAVE I BEAT THAT?!



Name: _____

Class: _____

Date: _____

1

$$2.8 \times 100 = 280$$
$$14.3 \div 100 = 0.143$$


2

$$4 \times 0.09 =$$
$$0.36$$

3

Mully is hiding behind the biggest multiple of 14 without going past 155

154




4


Circle the square numbers

14 16
25 29


5

$$4.9 + 3.6 =$$
$$8.5$$



6

$$463 - 189 =$$
$$274$$



7

$$\begin{array}{r} 868 \\ 582 \\ + 654 \\ \hline 2104 \end{array}$$



8

$$\begin{array}{r} 95686 \\ - 54749 \\ \hline 40937 \end{array}$$


9

$$\begin{array}{r} 485 \\ \times 16 \\ \hline 7760 \end{array}$$


10

$$6 \overline{) 503} = 83 \text{ r } 5$$




Question Practice Resources

Question 1 - I can divide decimals by 100

Remember to:

- move the digits two places to the right
- remember that this makes the number 100 times smaller

**Step
4****Dividing by 10**

I can divide decimals by 100

Remember To:

- move the digits two places to the right
- remember that this makes the number 100 times smaller

1 $87.3 \div 100 =$

2 $942.3 \div 100 =$

3 $241.2 \div 100 =$

4 $73.2 \div 100 =$

5 $166.6 \div 100 =$

6 $98.8 \div 100 =$

7 $593.1 \div 100 =$

8 $284.9 \div 100 =$

9 $9.12 \div 100 =$

10 $844.3 \div 100 =$

Step
4

Dividing by 10

I can divide decimals by 100

Remember To:

- move the digits two places to the right
- remember that this makes the number 100 times smaller

$$1 \quad 87.3 \div 100 = 0.873$$

$$2 \quad 942.3 \div 100 = 9.423$$

$$3 \quad 241.2 \div 100 = 2.412$$

$$4 \quad 73.2 \div 100 = 0.732$$

$$5 \quad 166.6 \div 100 = 1.666$$

$$6 \quad 98.8 \div 100 = 0.988$$

$$7 \quad 593.1 \div 100 = 5.931$$

$$8 \quad 284.9 \div 100 = 2.849$$

$$9 \quad 9.12 \div 100 = 0.0912$$

$$10 \quad 844.3 \div 100 = 8.443$$

Step
4

Dividing by 10

I can divide decimals by 100

Remember To:

- move the digits two places to the right
- remember that this makes the number 100 times smaller

1 $873\text{m} \div 100 =$

2 $942\text{cm} \div 100 =$

3 $241\text{km} \div 100 =$

4 $732\text{g} \div 100 =$

5 $166\text{mg} \div 100 =$

6 $988\text{L} \div 100 =$

7 $593\text{ml} \div 100 =$

8 $284\text{s} \div 100 =$

9 $912\text{mm} \div 100 =$

10 $844\text{kg} \div 100 =$

Step
4

Dividing by 10

I can divide decimals by 100

Remember To:

- move the digits two places to the right
- remember that this makes the number 100 times smaller

$$1 \quad 873\text{m} \div 100 = 8.73\text{m}$$

$$2 \quad 942\text{cm} \div 100 = 9.42\text{cm}$$

$$3 \quad 241\text{km} \div 100 = 2.41\text{km}$$

$$4 \quad 732\text{g} \div 100 = 7.32\text{g}$$

$$5 \quad 166\text{mg} \div 100 = 1.66\text{mg}$$

$$6 \quad 988\text{L} \div 100 = 9.88\text{L}$$

$$7 \quad 593\text{ml} \div 100 = 5.93\text{ml}$$

$$8 \quad 284\text{s} \div 100 = 2.84\text{s}$$

$$9 \quad 912\text{mm} \div 100 = 9.12\text{mm}$$

$$10 \quad 844\text{kg} \div 100 = 8.44\text{kg}$$

Step
4**Dividing by 10**

I can divide decimals by 100

Remember to:

- move the digits two place to the right
- remember that this makes the number 100 times smaller

1

Pim has 16.3kg of oranges. He shared them between 100 people. How many kilograms of oranges does each person get?

2

Pom has 216.3kg of sugar. He shared it into 100 piles. How much sugar is in each pile?

3

Count Fourways ran 772.5km in total. He did 100 laps. How far was each lap?

4

Mully has a jug containing 27.5L of orange juice. He pours it into 100 cups. How much orange juice is in each cup?

5

What is 58.8 shared by 100?

Step
4**Dividing by 10**

I can divide decimals by 100

Remember to:

- move the digits two place to the right
- remember that this makes the number 100 times smaller

1

Pim has 16.3kg of oranges. He shared them between 100 people. How many kilograms of oranges does each person get?

Each person gets 0.163 kilograms of oranges.

2

Pom has 216.3kg of sugar. He shared it into 100 piles. How much sugar is in each pile?

There is 2.163kg of sugar in each pile

3

Count Fourways ran 772.5km in total. He did 100 laps. How far was each lap?

Each lap was 7.725km.

4

Mully has a jug containing 27.5L of orange juice. He pours it into 100 cups. How much orange juice is in each cup?

Each cup contains 0.275L.

5

What is 58.8 shared by 100?

The answer is 0.588.

Question Practice Resources

Question 2 - I can do Smile Multiplication for hundredths

Remember to:

- remember that you are swapping units for hundredths
- do the tables bit
- think of your total as an amount of hundredths (understanding)
- write the 2 digits tables answer just after the decimal point (doing)

Step
5

INN: Multiplication

I can do Smile Multiplication for hundredths

Remember to:

- remember that you are swapping units for hundredths
- do the tables bit
- think of your total as an amount of hundredths (understanding)
- write the 2 digit tables answer just after the decimal point (doing)



$$3 \times 0.07$$

$$3 \times 7$$

21

$$= 0.21$$

$$① \quad 3 \times 0.05 =$$

$$② \quad 6 \times 0.03 =$$

$$③ \quad 8 \times 0.02 =$$

$$④ \quad 9 \times 0.07 =$$

$$⑤ \quad 5 \times 0.01 =$$

$$⑥ \quad 2 \times 0.06 =$$

$$⑦ \quad 7 \times 0.09 =$$

$$⑧ \quad 4 \times 0.08 =$$

$$⑨ \quad 1 \times 0.04 =$$

$$⑩ \quad 3 \times 0.03 =$$

Step
5

INN: Multiplication

I can do Smile Multiplication for hundredths

Remember to:

- remember that you are swapping units for hundredths
- do the tables bit
- think of your total as an amount of hundredths (understanding)
- write the 2 digit tables answer just after the decimal point (doing)



$$3 \times 0.07$$

$$3 \times 7$$

21

$$= 0.21$$

$$① \quad 3 \times 0.05 = 0.15$$

$$② \quad 6 \times 0.03 = 0.18$$

$$③ \quad 8 \times 0.02 = 0.16$$

$$④ \quad 9 \times 0.07 = 0.63$$

$$⑤ \quad 5 \times 0.01 = 0.05$$

$$⑥ \quad 2 \times 0.06 = 0.12$$

$$⑦ \quad 7 \times 0.09 = 0.63$$

$$⑧ \quad 4 \times 0.08 = 0.32$$

$$⑨ \quad 1 \times 0.04 = 0.04$$

$$⑩ \quad 3 \times 0.03 = 0.09$$

Step 5

INN: Multiplication

I can do Smile Multiplication for hundredths

Remember to:

- remember that you are swapping units for hundredths
- do the tables bit
- think of your total as an amount of hundredths (understanding)
- write the 2 digit tables answer just after the decimal point (doing)

Example

$$3 \times 0.07$$



$$3 \times 7$$

21

$$= 0.21$$

1 $9\text{m} \times 0.06 =$

2 $7\text{cm} \times 0.03 =$

3 $7\text{km} \times 0.02 =$

4 $6\text{g} \times 0.07 =$

5 $9\text{mg} \times 0.01 =$

6 $2\text{L} \times 0.06 =$

7 $7\text{ml} \times 0.09 =$

8 $4\text{s} \times 0.08 =$

9 $1\text{mm} \times 0.04 =$

10 $3\text{kg} \times 0.03 =$

Step
5

INN: Multiplication

I can do Smile Multiplication for hundredths

Remember to:

- remember that you are swapping units for hundredths
- do the tables bit
- think of your total as an amount of hundredths (understanding)
- write the 2 digit tables answer just after the decimal point (doing)

Example

$$3 \times 0.07$$



$$3 \times 7$$

21

$$= 0.21$$

$$① \quad 9\text{m} \times 0.06 = 0.54\text{m}$$

$$② \quad 7\text{cm} \times 0.03 = 0.21\text{cm}$$

$$③ \quad 7\text{km} \times 0.02 = 0.14\text{km}$$

$$④ \quad 6\text{g} \times 0.07 = 0.42\text{g}$$

$$⑤ \quad 9\text{mg} \times 0.01 = 0.09\text{mg}$$

$$⑥ \quad 2\text{L} \times 0.06 = 0.12\text{L}$$

$$⑦ \quad 7\text{ml} \times 0.09 = 0.63\text{ml}$$

$$⑧ \quad 4\text{s} \times 0.08 = 0.32\text{s}$$

$$⑨ \quad 1\text{mm} \times 0.04 = 0.04\text{mm}$$

$$⑩ \quad 3\text{kg} \times 0.03 = 0.09\text{kg}$$

**Step
5****INN: Multiplication**

I can do Smile Multiplication for hundredths

Remember to:

- remember that you are swapping (ones) units for tenths
- do the tables bit
- think of your total as an amount of tenths (understanding)
- write the 2 digit tables answer with a decimal point in the middle (doing)

1

Pim has 6 bags. Each bag has 0.07kg of grapes. How many kilograms of grapes are there in total?

2

There are 4 people at a party. Each person gets 0.09L of orange squash. How much squash is there in total?

3

Pim ran 9 laps of 0.08km. How far did he run in total?

4

What is 0.07 multiplied by 6?

5

Pim buys 4 chocolate bars. Each bar costs £0.05. How much does it cost in total?

Step
5**INN: Multiplication**

I can do Smile Multiplication for hundredths

Remember to:

- remember that you are swapping (ones) units for tenths
- do the tables bit
- think of your total as an amount of tenths (understanding)
- write the 2 digit tables answer with a decimal point in the middle (doing)

1

Pim has 6 bags. Each bag has 0.07kg of grapes. How many kilograms of grapes are there in total?

There is 0.42kg of grapes.

2

There are 4 people at a party. Each person gets 0.09L of orange squash. How much squash is there in total?

There is 0.36L of squash.

3

Pim ran 9 laps of 0.08km. How far did he run in total?

He ran 0.72km in total.

4

What is 0.07 multiplied by 6?

The answer is 0.42.

5

Pim buys 4 chocolate bars. Each bar costs £0.05. How much does it cost in total?

It costs £0.20.

Question Practice Resources

Question 3 - I can find Mully using Coin Multiplication

Remember to:

- write out your full Coin Card
- see which coin multiples jump out
- add coin pieces together if you need to

Step 5

INN: Finding Multiples

I can find Mully using Coin Multiplication

Remember to:

- write out your full coin card
- see which coin multiples jump out
- add coin pieces together if you need to



Example

He's hiding behind the biggest multiple of 14 without going past 285. So...

Where's Mully?

x14	
1	14
2	28
5	70
10	140
20	280
50	700
100	1400

280

- 1 He's hiding behind the biggest multiple of 15 without going past 167.
- 2 He's hiding behind the biggest multiple of 10 without going past 225.
- 3 He's hiding behind the biggest multiple of 12 without going past 723.
- 4 He's hiding behind the biggest multiple of 16 without going past 115.
- 5 He's hiding behind the biggest multiple of 17 without going past 2553.
- 6 He's hiding behind the biggest multiple of 19 without going past 575.
- 7 He's hiding behind the biggest multiple of 11 without going past 169.
- 8 He's hiding behind the biggest multiple of 21 without going past 1684.
- 9 He's hiding behind the biggest multiple of 30 without going past 513.
- 10 He's hiding behind the biggest multiple of 25 without going past 683.

Step 5

INN: Finding Multiples

I can find Mully using Coin Multiplication

Remember to:

- write out your full coin card
- see which coin multiples jump out
- add coin pieces together if you need to



Answer Key: Answer, Coin Multiples, Remainder

Example

He's hiding behind the biggest multiple of 14 without going past 285. So...

Where's Mully?

x14	
1	14
2	28
5	70
10	140
20	280
50	700
100	1400

280

1

He's hiding behind the biggest multiple of 15 without going past 167.

165, 5 = 15, 10 = 150, 2

3

He's hiding behind the biggest multiple of 12 without going past 723.

720, 10 = 120, 50 = 600, 3

5

He's hiding behind the biggest multiple of 17 without going past 2553.

2550, 50 = 850, 100 = 1700, 3

7

He's hiding behind the biggest multiple of 11 without going past 169.

165, 5 = 55, 10 = 110, 4

9

He's hiding behind the biggest multiple of 30 without going past 513.

510, 2 = 60, 5 = 150, 10 = 300, 3

2

He's hiding behind the biggest multiple of 10 without going past 225.

220, 2 = 20, 20 = 200, 5

4

He's hiding behind the biggest multiple of 16 without going past 115.

112, 2 = 32, 8 = 80, 3

6

He's hiding behind the biggest multiple of 19 without going past 575.

570, 10 = 190, 20 = 380, 5

8

He's hiding behind the biggest multiple of 21 without going past 1684.

1680, 10 = 210, 20 = 420, 50 = 1050, 4

10

He's hiding behind the biggest multiple of 25 without going past 683.

675, 2 = 50, 5 = 125, 20 = 500, 8

Step 5

INN: Finding Multiples

I can find Mully using Coin Multiplication

Remember to:

- write out your full coin card
- see which coin multiples jump out
- add coin pieces together if you need to



Example

He's hiding behind the biggest multiple of 14 without going past 285. So...

Where's Mully?

x14	
1	14
2	28
5	70
10	140
20	280
50	700
100	1400

280

1 He's hiding behind the biggest multiple of 16g without going past 170g.

2 He's hiding behind the biggest multiple of 10cm without going past 205cm.

3 He's hiding behind the biggest multiple of 19L without going past 391L.

4 He's hiding behind the biggest multiple of 15m without going past 153m.

5 He's hiding behind the biggest multiple of 21s without going past 426s.

6 He's hiding behind the biggest multiple of 12km without going past 611km.

7 He's hiding behind the biggest multiple of 11ml without going past 119ml.

8 He's hiding behind the biggest multiple of 17mg without going past 90mg.

9 He's hiding behind the biggest multiple of 30mm without going past 315mm.

10 He's hiding behind the biggest multiple of 25kg without going past 130kg.

Step 5

INN: Finding Multiples

I can find Mully using Coin Multiplication

Remember to:

- write out your full coin card
- see which coin multiples jump out
- add coin pieces together if you need to



Example

He's hiding behind the biggest multiple of 14 without going past 285. So...

Where's Mully?

x14	
1	14
2	28
5	70
10	140
20	280
50	700
100	1400

280

1 16g | 1 = 16g, 2 = 32g, 5 = 80g, 10 = 160g. 6g.

2 10cm | 1 = 10cm, 2 = 20cm, 5 = 50cm, 10 = 100cm, 20 = 200cm. 5cm.

3 19L | 1 = 19L, 2 = 38L, 5 = 95L, 10 = 190L, 20 = 380L. 11L.

4 15m | 1 = 15m, 2 = 30m, 5 = 75m, 10 = 150m. 3m.

5 21s | 1 = 21s, 2 = 42s, 5 = 105s, 10 = 210s, 20 = 420s. 6s.

6 12km | 1 = 12km, 2 = 24km, 5 = 60m, 10 = 120km, 20 = 240km, 50 = 600km. 11km.

7 11ml | 1 = 11ml, 2 = 22ml, 5 = 55ml, 10 = 110ml. 9ml.

8 17mg | 1 = 17mg, 2 = 34mg, 5 = 85mg. 5mg.

9 30mm | 1 = 30mm, 2 = 60mm, 5 = 150mm, 10 = 300mm. 15mm.

10 25kg | 1 = 25kg, 2 = 50kg, 5 = 125kg. 5kg.

**Step
5****INN: Finding Multiples**

I can find Mully using Coin Multiplication

Remember to:

- write out your full Coin Card
- see which coin multiples jump out
- add coin pieces together if you need to

1

Mully is hiding behind an orange. It is the highest multiple of 16 without going past 177. Write out the full Coin Card. Where is he hiding?

2

Mully is hiding behind a rock. It is the highest multiple of 19 without going past 400. Write out the full Coin Card. Where is he hiding?

3

Mully is hiding behind a boulder. It is the highest multiple of 21 without going past 1095. Write out the full Coin Card. Where is he hiding?

4

Mully is hiding behind a building. It is the highest multiple of 34 without going past 750. Write out the full Coin Card. Where is he hiding?

5

Mully is hiding behind a tree. It is the highest multiple of 53 without going past 373. Write out the full Coin Card. Where is he hiding?

**Step
5**

INN: Finding Multiples

I can find Mully using Coin Multiplication

Remember to:

- write out your full Coin Card
- see which coin multiples jump out
- add coin pieces together if you need to

1

Mully is hiding behind an orange. It is the highest multiple of 16 without going past 177. Write out the full Coin Card. Where is he hiding?

$1 = 16, 10 = 160$. He's hiding behind the 176th orange.

2

Mully is hiding behind a rock. It is the highest multiple of 19 without going past 400. Write out the full Coin Card. Where is he hiding?

$1 = 19, 20 = 380$. He's hiding behind the 399th rock.

3

Mully is hiding behind a boulder. It is the highest multiple of 21 without going past 1095. Write out the full Coin Card. Where is he hiding?

$2 = 42, 50 = 1050$. He's hiding behind the 1092nd boulder.

4

Mully is hiding behind a building. It is the highest multiple of 34 without going past 750. Write out the full Coin Card. Where is he hiding?

$2 = 68, 20 = 680$. He's hiding behind the 748th building.

5

Mully is hiding behind a tree. It is the highest multiple of 53 without going past 373. Write out the full Coin Card. Where is he hiding?

$2 = 106, 5 = 265$. He's hiding behind the 371st tree.


Question Practice Resources

Question 4 - I can understand square numbers

**Step
3****Multiple-Factor-Prime**

I understand square numbers

What is the
square root
of 64?

Example**1****What is the square root of 1?****2****What is the square root of 4?****3****What is the square root of 9?****4****What is the square root of 16?****5****What is the square root of 25?****6****What is the square root of 36?****7****What is the square root of 49?****8****What is the square root of 64?****9****What is the square root of 81?****10****What is the square root of 100?**


Step
3

Multiple-Factor-Prime

I understand square numbers

What is the
square number
of 64?

Example



1 What is the square root of 1?
1

2 What is the square root of 4?
2

3 What is the square root of 9?
3

4 What is the square root of 16?
4

5 What is the square root of 25?
5

6 What is the square root of 36?
6

7 What is the square root of 49?
7

8 What is the square root of 64?
8

9 What is the square root of 81?
9

10 What is the square root of 100?
10

Question Practice Resources

Question 5 - I can solve any 1 digit.1 decimal place + 1 digit.1 decimal place

Remember to:

- add the units
- add the tenths
- add the totals

**Step
35****Addition**

I can solve any 1d.1dp + 1d.1dp

Remember To:

- add the units
- add the tenths
- add the totals

1 $3.5 + 8.9 =$

2 $7.1 + 7.5 =$

3 $7.5 + 3.0 =$

4 $8.3 + 6.6 =$

5 $9.9 + 7.1 =$

6 $8.2 + 4.7 =$

7 $1.5 + 6.8 =$

8 $8.9 + 1.5 =$

9 $5.1 + 2.9 =$

10 $9.5 + 9.0 =$

Step
35

Addition

I can solve any 1d.1dp + 1d.1dp

Remember To:

- add the units
- add the tenths
- add the totals

$$1 \quad 3.5 + 8.9 = 12.4$$

$$2 \quad 7.1 + 7.5 = 14.6$$

$$3 \quad 7.5 + 3.0 = 10.5$$

$$4 \quad 8.3 + 6.6 = 14.9$$

$$5 \quad 9.9 + 7.1 = 17$$

$$6 \quad 8.2 + 4.7 = 12.9$$

$$7 \quad 1.5 + 6.8 = 8.3$$

$$8 \quad 8.9 + 1.5 = 10.4$$

$$9 \quad 5.1 + 2.9 = 8$$

$$10 \quad 9.5 + 9.0 = 18.5$$

Step
35**Addition**I can solve any $1d.1dp + 1d.1dp$ **Remember To:**

- add the units
- add the tenths
- add the totals

1 $2.5\text{km} + 9.9\text{km} =$

2 $8.6\text{cm} + 6.6\text{cm} =$

3 $7.5\text{s} + 5.0\text{s} =$

4 $8.3\text{kg} + 6.6\text{kg} =$

5 $9.9\text{L} + 7.1\text{L} =$

6 $8.2\text{ml} + 4.7\text{ml} =$

7 $2.5\text{g} + 6.5\text{g} =$

8 $8.9\text{mg} + 1.5\text{mg} =$

9 $5.1\text{L} + 2.9\text{L} =$

10 $9.5\text{kg} + 9.0\text{kg} =$

Step
35

Addition

I can solve any 1d.1dp + 1d.1dp

Remember To:

- add the units
- add the tenths
- add the totals

$$1 \quad 2.5\text{m} + 9.9\text{m} = 12.4\text{m}$$

$$2 \quad 8.6\text{cm} + 6.6\text{cm} = 15.2\text{cm}$$

$$3 \quad 7.5\text{s} + 5.0\text{s} = 12.5\text{s}$$

$$4 \quad 8.3\text{kg} + 6.6\text{kg} = 14.9\text{kg}$$

$$5 \quad 9.9\text{L} + 7.1\text{L} = 17\text{L}$$

$$6 \quad 8.2\text{ml} + 4.7\text{ml} = 12.9\text{ml}$$

$$7 \quad 2.5\text{g} + 6.5\text{g} = 9\text{g}$$

$$8 \quad 8.9\text{mg} + 1.5\text{mg} = 10.4\text{mg}$$

$$9 \quad 5.1\text{L} + 2.9\text{L} = 8\text{L}$$

$$10 \quad 9.5\text{kg} + 9.0\text{kg} = 18.5\text{kg}$$

**Step
35****Addition**I can solve any $1d.1dp + 1d.1dp$ **Remember to:**

- add the ones (units)
- add the tenths
- add the totals

1

Pom has 8.9kg of plums and his friend gives him 8.2kg more. How many kilograms of plums does Pom have?

2

Pim has 9.7g of sweets. Pom has 6.4g of sweets. How many grams of sweets do they have altogether?

3

Pim has 9.9L of water in a jug. He adds 4.4L more. How much liquid is in the jug?

4

Mully is 6.1cm tall. Pim is 7.3cm tall. How tall are they together?

5

What is £3.80 add £5.30?

**Step
35****Addition**I can solve any $1d.1dp + 1d.1dp$ **Remember to:**

- add the ones (units)
- add the tenths
- add the totals

1

Pom has 8.9kg plums and his friend gives him 8.2kg more. How many kilograms of plums does Pom have?

Pom has 17.1kg of plums.

2

Pim has 9.7g of sweets. Pom has 6.4g of sweets. How many grams of sweets do they have altogether?

They have 16.1g of sweets altogether.

3

Pim has 9.9L of water in a jug. He adds 4.4L more. How much liquid is in the jug?

There is 14.3L of water in the jug.

4

Mully is 6.1cm tall. Pim is 7.3cm tall. How tall are they together?

They are 13.4cm tall together.

5

What is £3.80 add £5.30?

The answer is £9.10.

Step
35

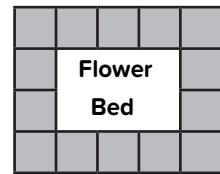
Addition

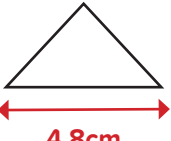
I can solve any 1d.1dp + 1d.1dp

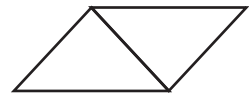
Remember To:

- add the ones
- add the tenths
- add the totals

- 1 A gardener uses large pieces of stone each measuring 1.6m by 1.6m in his garden. The diagram shows how he has placed fourteen of these stones to create a design that will surround a rectangular flower bed. What is the perimeter of the flower bed?





- 2  The perimeter of this isosceles triangle is 10.6cm. What is the perimeter of this shape formed by two isosceles triangles?



- 3 What number is represented by the letter 'M'?



- 4 Which is the odd one out?
- 2L - 150ml 1085ml
- $(1.8L + 1.9L) \times \frac{1}{2}$

- 5   The total weight of ten bags of potatoes is 32kg. The total weight of ten sacks of carrots is 5.8kg. What is the total weight of three bags of potatoes and three sacks of carrots?

Step
35

Addition

I can solve any 1d.1dp + 1d.1dp

Remember To:

- add the ones
- add the tenths
- add the totals

1

The perimeter of the flower bed is 16m.

2

The perimeter of the shape is 15.4cm.

3

$$M = 4.5$$

4

2L - 150ml

$$(1.8L + 1.9L) \times \frac{1}{2}$$

1085ml

5

The total weight is 11.34kg.

Question Practice Resources

Question 6 - I can solve 3 digit - 3 digit

Remember to:

- show the gap on a number line
- draw a line at the next multiple of 100
- jump to the next multiple of 100
(using your Jigsaw Numbers to 100)
- jump from the multiple of 100
- add the two jumps

**Step
32****Subtraction**I can solve $3d - 3d$ **Remember To:**

- show the gap on a number line
- draw a line at the next multiple of 100
- jump to the next multiple of 100 (using your Jigsaw Numbers to 100)
- jump from the multiple of 100
- add the two jumps

1

$909 - 631 =$

2

$985 - 941 =$

3

$932 - 842 =$

4

$207 - 171 =$

5

$664 - 622 =$

6

$732 - 452 =$

7

$449 - 372 =$

8

$524 - 449 =$

9

$759 - 339 =$

10

$895 - 752 =$

Step
32

Subtraction

I can solve 3d - 3d

Remember To:

- show the gap on a number line
- draw a line at the next multiple of 100
- jump to the next multiple of 100 (using your Jigsaw Numbers to 100)
- jump from the multiple of 100
- add the two jumps

1

$$909 - 631 = 278$$

2

$$985 - 941 = 44$$

3

$$932 - 842 = 90$$

4

$$207 - 171 = 36$$

5

$$664 - 622 = 42$$

6

$$732 - 452 = 280$$

7

$$449 - 372 = 77$$

8

$$524 - 449 = 75$$

9

$$759 - 339 = 420$$

10

$$895 - 752 = 143$$

Step
32

Subtraction

I can solve 3d - 3d

Remember To:

- show the gap on a number line
- draw a line at the next multiple of 100
- jump to the next multiple of 100 (using your Jigsaw Numbers to 100)
- jump from the multiple of 100
- add the two jumps

1 $876\text{m} - 661\text{m} =$

2 $985\text{cm} - 941\text{cm} =$

3 $821\text{km} - 811\text{km} =$

4 $777\text{g} - 546\text{g} =$

5 $899\text{mg} - 800\text{mg} =$

6 $732\text{L} - 452\text{L} =$

7 $449\text{ml} - 372\text{ml} =$

8 $524\text{s} - 449\text{s} =$

9 $759\text{mm} - 339\text{mm} =$

10 $895\text{kg} - 752\text{kg} =$

Step
32

Subtraction

I can solve $3d - 3d$

Remember To:

- show the gap on a number line
- draw a line at the next multiple of 100
- jump to the next multiple of 100 (using your Jigsaw Numbers to 100)
- jump from the multiple of 100
- add the two jumps

1

$$876\text{m} - 661\text{m} = 215\text{m}$$

2

$$566\text{cm} - 321\text{cm} = 245\text{cm}$$

3

$$821\text{km} - 811\text{km} = 10\text{km}$$

4

$$777\text{g} - 546\text{g} = 231\text{g}$$

5

$$899\text{mg} - 800\text{mg} = 99\text{mg}$$

6

$$732\text{L} - 452\text{L} = 280\text{L}$$

7

$$449\text{ml} - 372\text{ml} = 77\text{ml}$$

8

$$524\text{s} - 449\text{s} = 75\text{s}$$

9

$$759\text{mm} - 339\text{mm} = 420\text{mm}$$

10

$$895\text{kg} - 752\text{kg} = 143\text{kg}$$

**Step
32****Subtraction**I can solve $3d - 3d$ **Remember to:**

- show the gap on a number line
- draw a line at the next multiple of 100
- jump to the next multiple of 100 using your Jigsaw Number to 100)
- jump from the multiple of 100
- add the two jumps

1

Pim has 672 plums. He gave his friend 341 plums. How many plums does Pim have now?

2

Pom made a pile of 846 strawberries. He took away 568 strawberries from the pile. How many are in the pile now?

3

Mully puts 578g of sweets on the weighing scales. He took away 433g. What is the weight on the scales?

4

Speedy Col has 983ml of water in a jug. She poured out 668ml. How much liquid is in the jug?

5

Pim had to run 536km. So far he has run 267km. What is the total distance he has to go?

**Step
32****Subtraction**I can solve $3d - 3d$ **Remember to:**

- show the gap on a number line
- draw a line at the next multiple of 100
- jump to the next multiple of 100 using your Jigsaw Number to 100)
- jump from the multiple of 100
- add the two jumps

1

Pim has 672 plums. He gave his friend 341 plums. How many plums does Pim have now?

Pim has 331 plums.

2

Pom made a pile of 846 strawberries. He took away 568 strawberries from the pile. How many are in the pile now?

There are 278 strawberries in the pile.

3

Mully puts 578g of sweets on the weighing scales. He took away 433g. What is the weight on the scales?

There is 145g on the scales.

4

Speedy Col has 983ml of water in a jug. She poured out 668ml. How much liquid is in the jug?

There is 315ml of water in the jug.

5

Pim had to run 536km. So far he has run 267km. What is the total distance he has to go?

He still has to go 269km.

Step
32


Subtraction

I can solve $3d - 3d$

Remember To:

- show the gap on a number line
- draw a line at the next multiple of 100
- jump to the next multiple of 100 (using your Jigsaw Numbers to 100)
- jump from the multiple of 100
- add the two jumps

1



A regular hexagon can be divided into equilateral triangles as shown. Rachel says that this means that each angle of the regular hexagon must be 120° . Do you agree or disagree? What is the difference between the total of the angles of a hexagon and those of a square?

2

What number is represented by each red rectangle?



3

Which is the odd one out?

0.8L - 350ml

18ml x 25

Two fifths of 1.25L

4



A square tile has sides of 78mm. Four tiles are used to make the shape shown. What is the difference between the perimeter of this composite shape and the perimeter of a single square?



5

The flight time between London and India is 9 hours and 7 minutes. Cheryl is two and three quarter hours into the flight. Assuming that there are no delays, how much longer remains of the flight?

Step
32**Subtraction**I can solve $3d - 3d$ **Remember To:**

- show the gap on a number line
- draw a line at the next multiple of 100
- jump to the next multiple of 100 (using your Jigsaw Numbers to 100)
- jump from the multiple of 100
- add the two jumps

1

Yes, I agree because the angles of an equilateral triangle are all 60° . Each angle of the hexagon has two corners of equilateral triangles therefore the angle is 120° . A square has 360° , whereas a hexagon has 720° .

2

Each red rectangle represents 328.

3**0.8L - 350ml****18ml x 25****Two fifths of 1.25L****4**

The perimeter of a single square is 312mm. The perimeter of the composite shape is 780mm. The difference between the two shapes is 468mm.

5

There is 7 hours and 22 minutes left of the flight remaining.

Question Practice Resources

Question 7 - I can use Column Addition for several numbers

**Step
9**

Addition Column Methods

I can use Column Addition for several numbers

Example

$$\begin{array}{r} 868 \\ 582 \\ + 654 \\ \hline 2104 \\ \hline 21 \end{array}$$

1 $342 + 154 + 200$

2 $343 + 424 + 131$

3 $123 + 721 + 422$

4 $114 + 622 + 711$

5 $344 + 441 + 222 + 877$

6 $378 + 243 + 142 + 200$

7 $763 + 312 + 654 + 122$

8 $566 + 233 + 656 + 233$

9 $788 + 489 + 134 + 923 + 414$

10 $978 + 450 + 321 + 823 + 198$

Step
9Addition
Column Methods

I can use Column Addition for several numbers

Example

$$\begin{array}{r} 868 \\ 582 \\ + 654 \\ \hline 2104 \\ \hline 21 \end{array}$$

$$1 \quad 342 + 154 + 200 = 696$$

$$2 \quad 343 + 424 + 131 = 898$$

$$3 \quad 123 + 721 + 422 = 1266$$

$$4 \quad 114 + 622 + 711 = 1447$$

$$5 \quad 344 + 441 + 222 + 877 = 1884$$

$$6 \quad 378 + 243 + 142 + 200 = 963$$

$$7 \quad 763 + 312 + 654 + 122 = 1851$$

$$8 \quad 566 + 233 + 656 + 233 = 1688$$

$$9 \quad 788 + 489 + 134 + 923 + 414 = 2748$$

$$10 \quad 978 + 450 + 321 + 823 + 198 = 2770$$

Question Practice Resources

Question 8 - I can solve any 5 digit - 5 digit
(Using Column Method)

**Step
8**

Subtraction Column Methods

I can solve any 5d - 5d

Example

$$\begin{array}{r}
 1 1 \\
 95686 \\
 + 54749 \\
 \hline
 40937
 \end{array}$$

1 **92421 - 72122**

2 **60577 - 30278**

3 **83871 - 43890**

4 **96532 - 75529**

5 **74653 - 12786**

6 **68528 - 59138**

7 **95678 - 55743**

8 **93768 - 76398**

9 **76599 - 66932**

10 **74330 - 45693**

**Step
8**

Subtraction Column Methods

I can solve any 5d - 5d

Example

$$\begin{array}{r} 4 1 7 1 \\ 95686 \\ + 54749 \\ \hline 40937 \end{array}$$

1 **92421 - 72122 = 20299**

2 **60577 - 30278 = 30299**

3 **83871 - 43890 = 39981**

4 **96532 - 75529 = 21003**

5 **74653 - 12786 = 61867**

6 **68528 - 59138 = 9390**

7 **95678 - 55743 = 39935**

8 **93768 - 76398 = 17370**

9 **76599 - 66932 = 9667**

10 **74330 - 45693 = 28637**

Question Practice Resources

Question 9 - I can solve any 3 digit x 2 digit
(Using Column Method)

**Step
5**

**Multiplication
Column Methods**

I can solve any 3d x 2d

Example

$$\begin{array}{r}
 \begin{array}{cc} 5 & 3 \\ 4 & 8 & 5 \end{array} \\
 \times \quad 16 \\
 \hline
 2910 \\
 4850 \\
 \hline
 7760 \\
 \hline
 1
 \end{array}$$

1 **543 x 56**

2 **987 x 76**

3 **454 x 65**

4 **765 x 54**

5 **453 x 35**

6 **978 x 12**

7 **466 x 32**

8 **789 x 13**

9 **112 x 11**

10 **586 x 86**

**Step
5**

Multiplication Column Methods

I can solve any 3d x 2d

Example

$$\begin{array}{r}
 \begin{array}{cc} 5 & 3 \\ 4 & 8 & 5 \end{array} \\
 \times \quad 16 \\
 \hline
 2910 \\
 4850 \\
 \hline
 7760 \\
 \hline
 1
 \end{array}$$

1 **$543 \times 56 = 30408$**

2 **$987 \times 76 = 75012$**

3 **$454 \times 65 = 29510$**

4 **$765 \times 54 = 41310$**

5 **$453 \times 35 = 15855$**

6 **$978 \times 12 = 11736$**

7 **$466 \times 32 = 14912$**

8 **$789 \times 13 = 10257$**

9 **$112 \times 11 = 1232$**

10 **$586 \times 86 = 50396$**

Question Practice Resources

Question 10 - I can solve any 2 digit x 2 digit

**Step
6**

**Division
Column Methods**

I can solve a $2d \div 1d$ (and $3d \div 1d$) With remainders

Example

$$6 \overline{) 503} \begin{array}{l} 83 \text{ r}5 \\ \underline{48} \\ 23 \\ \underline{18} \\ 50 \\ \underline{48} \\ 2 \end{array}$$

1 $412 \div 5$

2 $88 \div 3$

3 $77 \div 3$

4 $37 \div 4$

5 $106 \div 5$

6 $23 \div 4$

7 $19 \div 2$

8 $29 \div 2$

9 $25 \div 3$

10 $41 \div 5$

Step
6Division
Column Methods

I can solve a $2d \div 1d$ (and $3d \div 1d$) With remainders

Example

$$6 \overline{) 503} \begin{array}{r} 83 \text{ r}5 \\ \underline{48} \\ 23 \\ \underline{24} \\ 1 \end{array}$$

$1 \quad 412 \div 5 = 82 \text{ r}2$

$2 \quad 88 \div 3 = 29 \text{ r}1$

$3 \quad 77 \div 3 = 25 \text{ r}2$

$4 \quad 37 \div 4 = 9 \text{ r}1$

$5 \quad 106 \div 5 = 21 \text{ r}1$

$6 \quad 23 \div 4 = 5 \text{ r}3$

$7 \quad 19 \div 2 = 9 \text{ r}1$

$8 \quad 29 \div 2 = 14 \text{ r}1$

$9 \quad 25 \div 3 = 8 \text{ r}1$

$10 \quad 41 \div 5 = 8 \text{ r}1$